



Day 1 "Jesus made me special!"

1. Decorate the doorknob hanger.
2. Fold the paper along the dotted line.
3. While the paper is folded, an adult should cut out the doorknob.
4. Glue the doorknob to its back.
5. Hang it on your doorknob to remind you that "Nothing can separate us from the love God has for us."

Day 1 Jesus made me special! After the rain stopped , Moses used a raven and then a dove to let them know the water had started to dry up on the Earth.

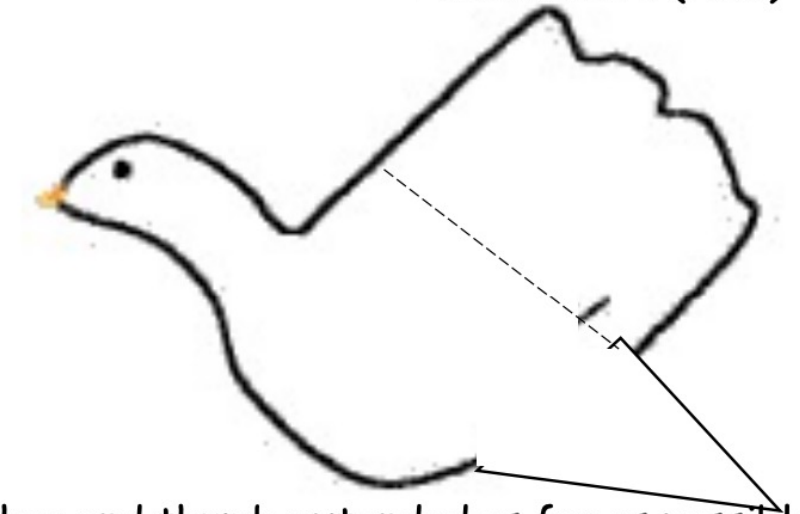
**Materials:**

- white paper
- pencil or crayon
- orange crayon
- scissors
- glue stick or glue

**Instructions:**

- Fold paper in half
- Place hand on white paper with fingers squeezed together and thumb extended as far as possible
- Trace around hand
- Use marker or pencil to draw on a small wing and eye
- Use orange crayon to draw on a beak
- Add a small triangle to the back for a tail.
- Cut out bird while paper is still folded (you'll have two birds).
- Glue the bodies together, up to the dotted line.
- Fold the two wings back so that the dove can fly.
- Have fun flying your Dove of Peace!


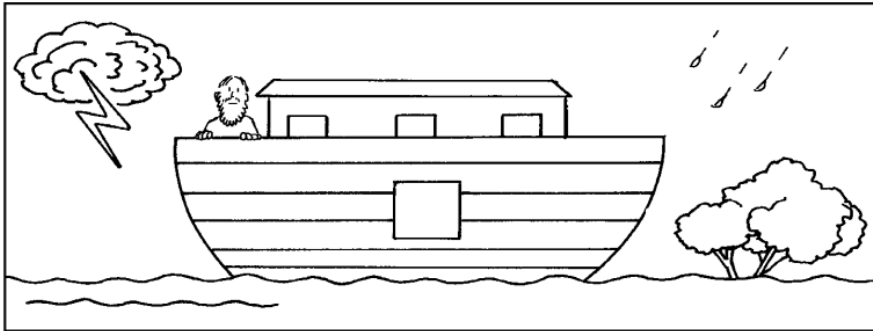
Taping a penny or attaching a paper clip below the wings may help it to fly farther.



# The Rainbow Sign


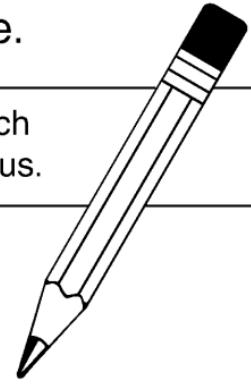
Noah and his family were saved from the flood. God said to Noah, "I will make a promise to you."

Circle the 7 differences in the 2nd picture.



Finish the picture.

Trace the rainbow arch to show God's sign to us.




Enter your **SECRET CODE** to unlock games @ [games.childrensbulletins.com](http://games.childrensbulletins.com) **SECRET CODE**  
**PAP283**

God made a promise. He would never send another flood to destroy the whole earth.

God gave a sign of His promise.  
What was the sign?

Connect the dots.  
1 2 3 4 5 6 7 8 9 10 11 12 13 14 15 16 17 18 19 20 21 22 23


Find the hidden letters in the picture.  
**RAINBOW**




Day 2 "Jesus made me strong!"

As you go through each day, find ways to be strong like Abigail by being a peace maker, kind, helpful, and full of joy. Shade in a smiley face for each event. See how fast you can shade in all of the smiley faces.


I am kind.




I am helpful.



I am a peace maker.



I am joyful (laughing and/or singing)



## The Story of Abigail

David and his men had protected Nabal's shepherds. But Nabal would not provide for David and his men.

Circle the 6 differences in the second picture.



Abigail saved her husband's household.

Find and circle the hidden letters in the picture.

FAITHFUL

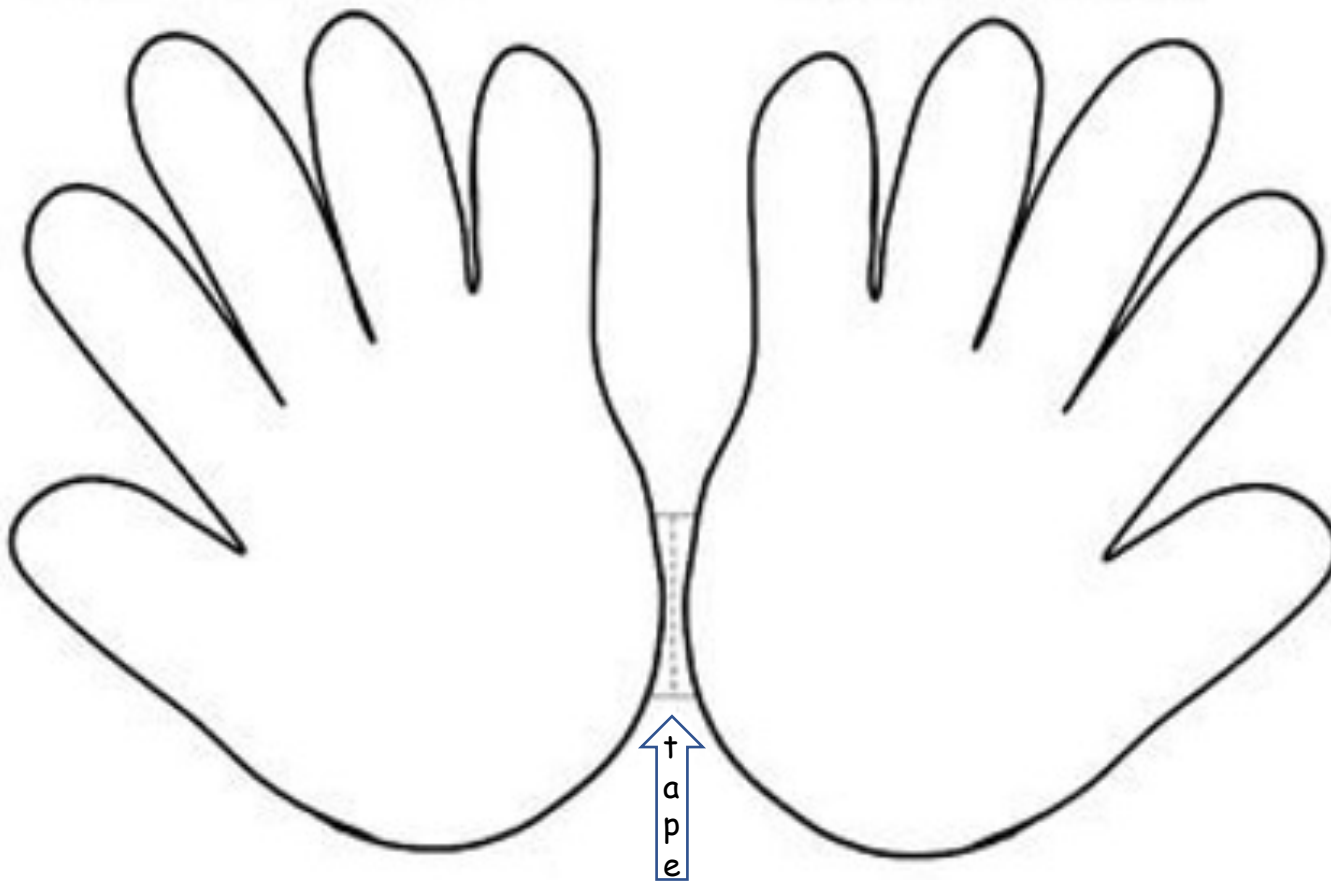


Day 3 Jesus made me smart. Just like God made King Solomon smart as he prayed, we can become smart as we pray and trust the Lord.

Materials: paper, pencil or crayon, tape


1. Fold the paper in half.
2. Trace your hand on the paper.
3. Keep the paper folded and cut out the hand. Now, you should have two hands.
4. Tape the hands together as shown.

Write or draw things that you can give to Jesus..



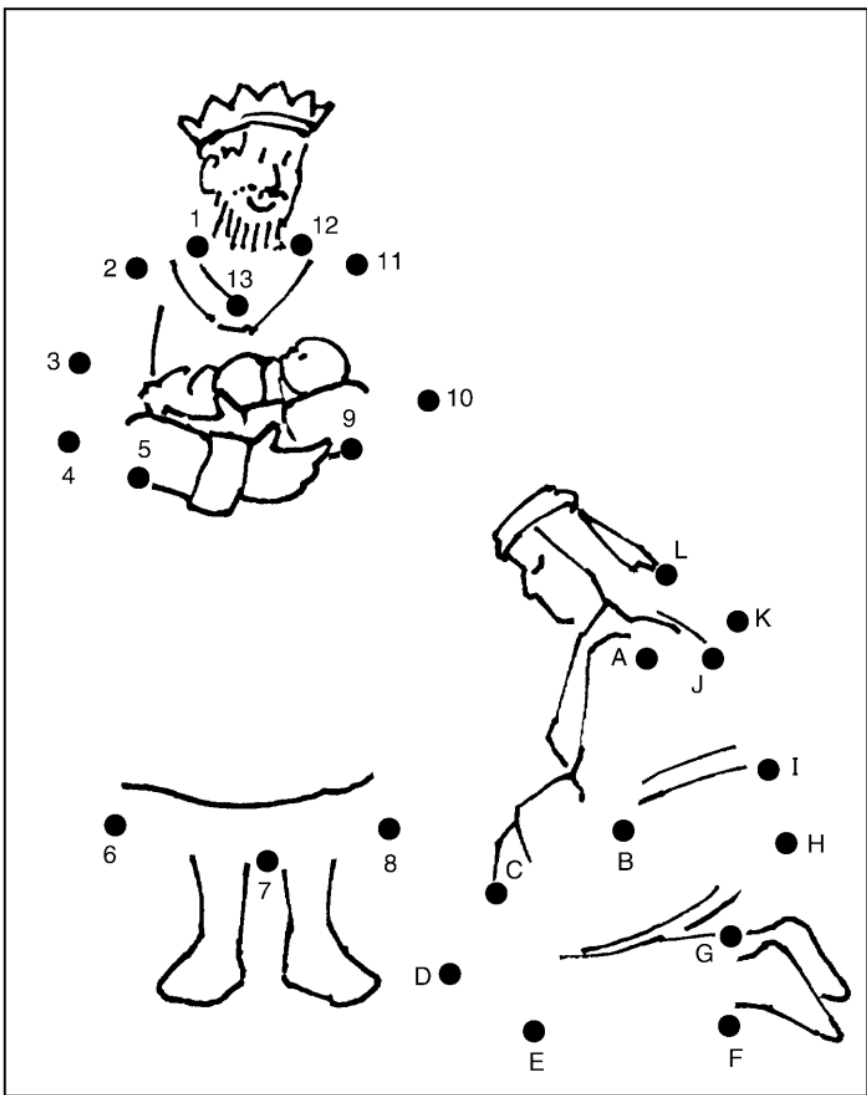
One woman cried out, "No! Let her have the baby, so he may live!"

Circle 5 differences in the second picture.



By this, Solomon knew who was the true mother of the baby.





Connect the dots.  
 1 2 3 4 5 6 7 8 9 10 11 12 13  
 A B C D E F G H I J K L





## Day 4 Jesus made me in His family! Paper Family Chain

1. Fold a sheet of paper in half hot dog style. Cut along folded line.
2. Fold the half sheet into half. Then fold it into half again.
3. Make an accordion book.
4. Follow the steps below to make one half of the person along the fold.
5. Have an adult to cut out the shape.
6. Open up to see the family chain.



# Boaz Marries Ruth

Boaz wanted to marry Ruth, but first he had to make sure that his relative did not wish to marry her, as he was first in line. So Boaz went up to the town gate and sat with the town leaders. When his relative arrived, Boaz said, "Come over here, my friend, and sit down."

Find 15 differences.



Boaz and Ruth got married.

Connect the dots.

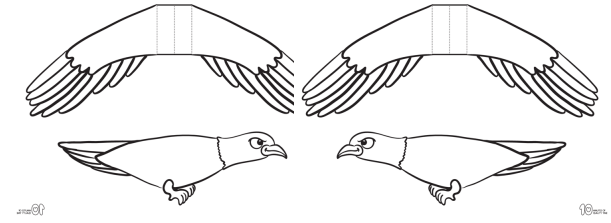
A B C D E F G H I J K L M N O P Q R S T U



Day 5 Jesus made me to live with Him forever!

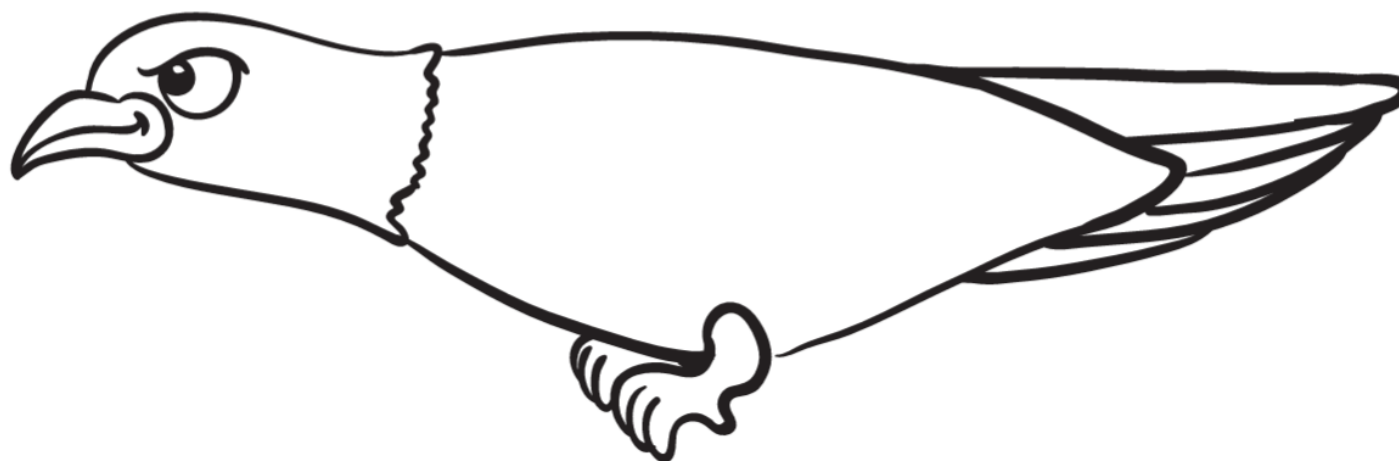
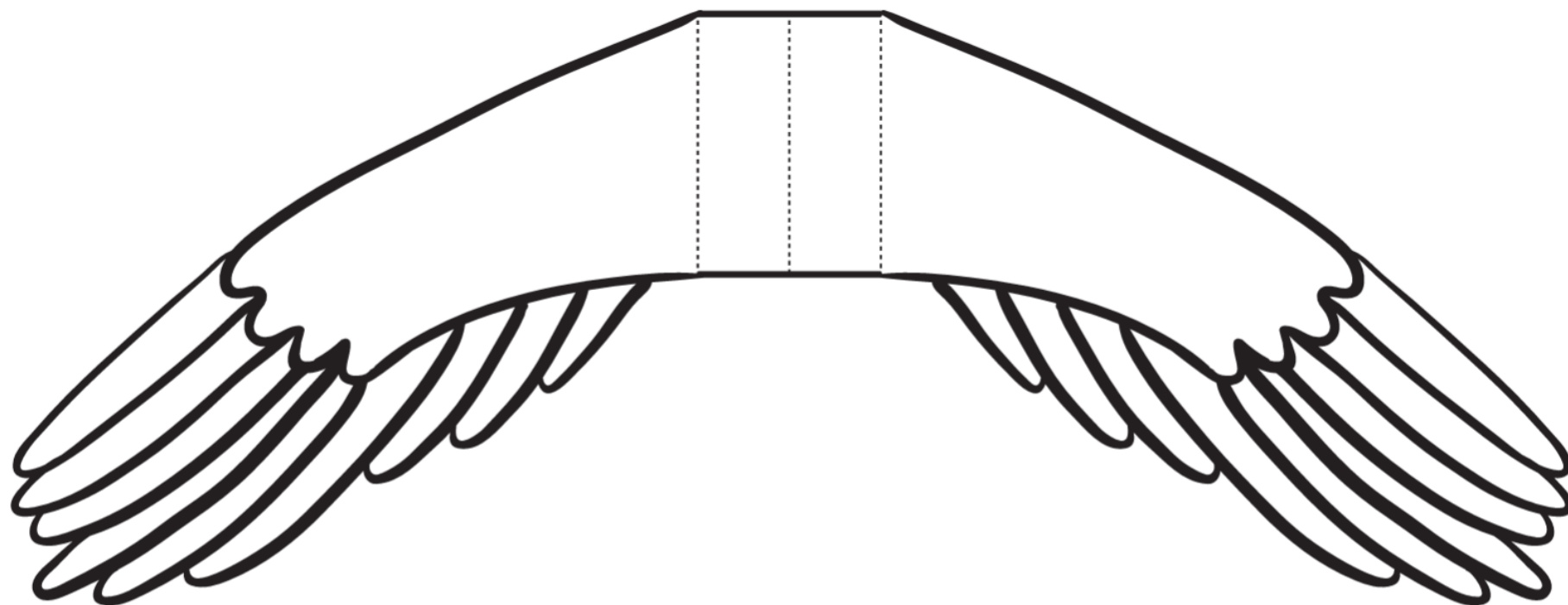
Make an eagle or chariot of fire.

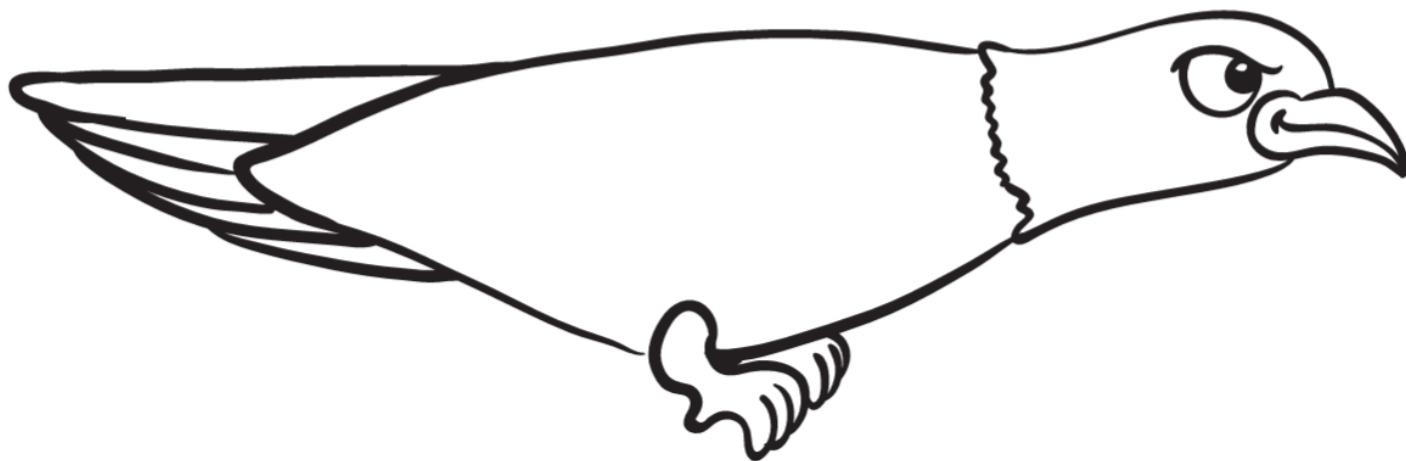
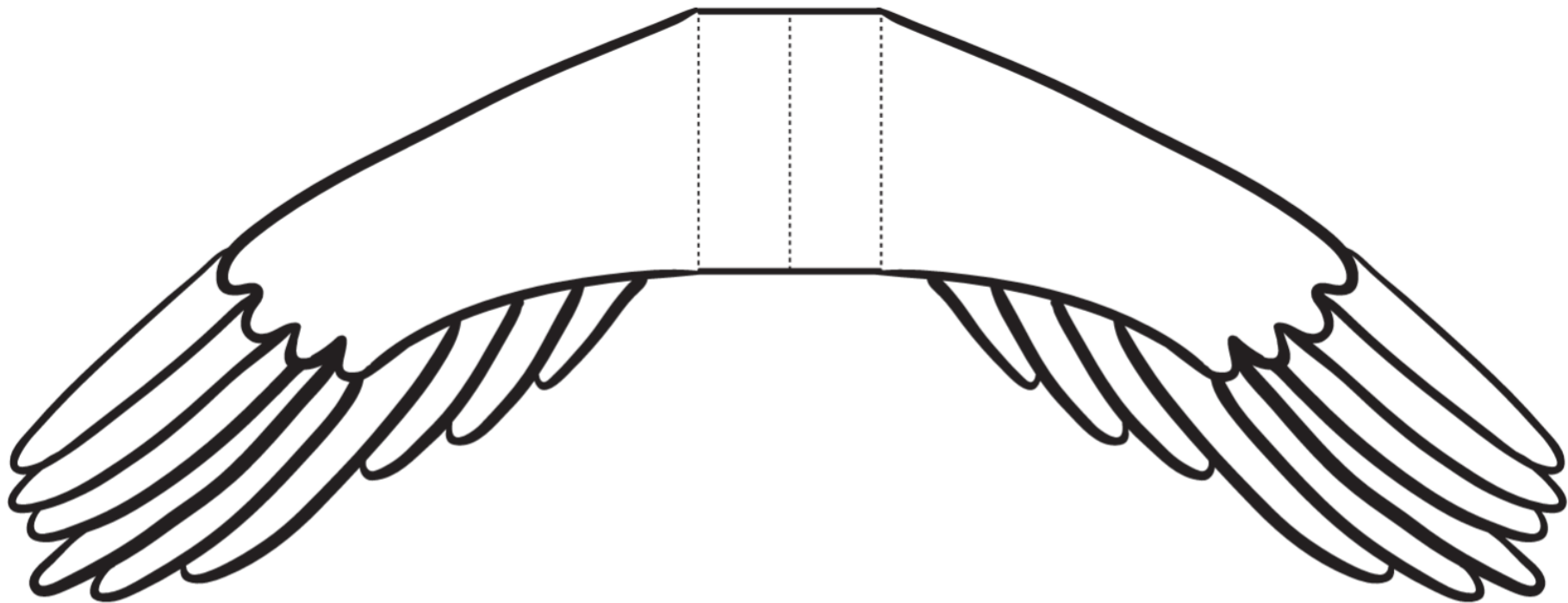
1. Color the patterns on both sheets.
2. Cut out both pictures of the eagle and line the patterns back-to-back.
3. Glue the wings together and the the two bodies together.
4. Cut out the memory verse below. Fold and glue the parts together.
5. Glue the verse to the feet of the eagle.
6. Fold the wings along the dotted lines and place the wings on top of the body.
7. Now, you can fly the eagle holding the memory verse



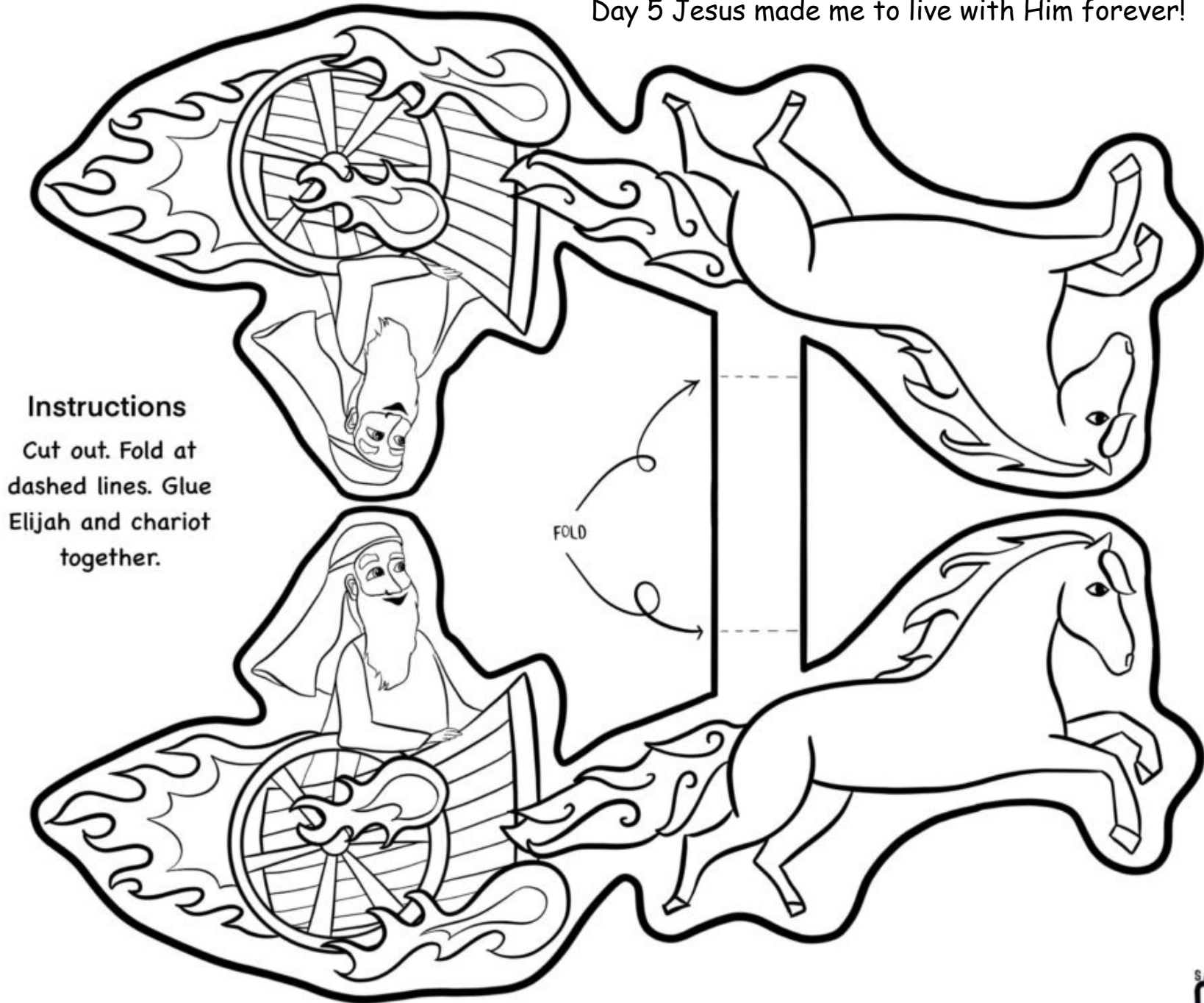
Nothing can separate us from the love God has for us. Romans 8:38-39	Nothing can separate us from the love God has for us. Romans 8:38-39
--	--







Day 5 Jesus made me to live with Him forever!



**Instructions**




Cut out. Fold at dashed lines. Glue Elijah and chariot together.

A chariot of fire came and separated Elijah from Elisha.


Elijah went up in a whirlwind.

Connect the dots.  
A B C D E F G H I J K L M N O P Q R S T U V W X


Circle the 6 differences in the 2nd picture.



God Loves Me  
in Happy Times



God Loves Me  
in Sad Times



"May ... God ... grant you what you have asked of Him." 1 Samuel 1:17, NIV

"May ... God ... grant you what you have asked of Him." 1 Samuel 1:17, NIV



" May . . . God . . .grant you what you have asked of him" (1 Samuel 1:17, NIV).




We serve God when we help others.

# The Birth of Samuel

A man named Elkanah had 2 wives. One of the wives couldn't have children.

Circle the 6 differences in the 2nd picture.



Enter your **SECRET CODE** to unlock games @ [games.childrensbulletins.com](http://games.childrensbulletins.com) **SECRET CODE GG6279**

The wives' names were Peninnah and Hannah. Peninnah made fun of Hannah.

Find and circle the objects in the picture below .

